



BaumCut 26.4 Side Table



Installation Instructions

TP10425

These side table instructions shows assembling (1) side table and the parts required. A complete kit contains parts for (2) side tables. Instructions in this manual are for both sides.

Remove the existing RH and LH end plates on the existing cutter table.



The parts shown are for (1) side table. The entire kit contains parts for (2).



Assemble the (2) legs as shown. Ball end of threaded rod is for triangular foot. Include jam nut for final leveling position.



Note that the setscrews shown are to be installed.




Assemble (2) leg assemblies to the far end of a side table using (4) socket head capscrews and (4) flat washers as shown.

Install (2) black plastic threaded inserts into the large holes from the inside of the table.



These are for the back plate that will be mounted later.


Locate the mounting brackets and hardware shown at the right.



Assemble mounting brackets to table as shown



Align side table with mounting bracket as shown.



Align side table as shown with existing cutter table.




Level table using straight edge




Adjust the height by turning leg adjustment screws to make table level.



Install back plate on side table using parts shown.



Remove the triangular cover on the infrared side beam. Install the (2) square nuts as shown.



Install the plastic arm shield guards that mount underneath the existing infrared light beams. **This is a mandatory safety requirement!** This piece prevents the operator from being able to reach in from the side and come in contact with the clamp and knife. Peel off the protective film covering on the part before installing. Use the hardware shown. Note that there is to be (2) square nuts and (2) screws for each arm shield.



Fasten the plastic arm shield to the underneath side using the (2) screws. The holes for the screws are already in the housing.

Reinstall the triangular side covers on the infrared light beams.

Baumfolder Corporation
1660 Campbell Rd.
Sidney, OH 45365
1-800-543-6107
www.baumfolder.com
baumfolder@baumfolder.com

